

SHANGHAI JILONG PLASTIC PRODUCTS CO.,LTD

3F & 6F, Tower A1, No.2555 Xiupu Road, Kangqiao,
Pudong Area, Shanghai, 201315, P.R.China

Tel: +86-21-58942200

Fax: +86-21-58940305/58940434

E-mail: info@jilong.com

Web: www.jilong.com



© 2018 Shanghai Jilong Plastic Products Co., Ltd. ALL rights reserved. Printed in China.



AIR BED 2019





2019 JILONG

Our Mission

During the past 22 Years more than..

1,000,000 Z-ray Sports Items

10,000,000 Jilong Pools

100,000,000 Jilong Air Beds &

1,000,000,000 Jilong Fun Gear Items.

... have been brought to gardens, houses, swimming pools, beaches, lakes and rivers in more than 50 countries around the globe. Our consumers can relax, have fun and create happy memories with our products.



5 IN 1 MULTI-FUNCTIONAL SOFA BED

NEW

- # 27450EU
- ± 198cmx138cmx62cm (78"x54"x24")
- 14ga.(0.35mm)vinyl,22ga.(0.55mm)flocked surface
- Deluxe inflatable furniture for dormitory and home use
- Contoured seat with comfortable backrest and foot pad
- Waterproof flocked top provides soft velvety feel and adds to comfort
- Repair Patch. Color box
- 0.054cbm/2pcs/ctn



3 Mins

Inflating Time

Flocked

2 in 1 Valve

Coil Beam

- Coil-beam construction provides excellent support for the body
- Waterproof flocked top provides soft velvety feel and adds comfort
- Convenient folding design for different functions
- Quick and easy inflation and deflation with an electric pump
- A carry bag included
- Repair patch. Color box



DELUXE LOUNGE WITH STOOL

- # 37225V01
- Lounge: ± 125cmx100cmx85cm(49"x39"x33.5")
- Stool: ± 61cmx61cmx25cm(24"x24"x4.8")
- 14ga.(0.35mm)vinyl,22ga.(0.55mm)flocked surface
- Deluxe inflatable furniture for dormitory and home use
- Contoured seat with comfortable backrest and foot pad
- Waterproof flocked top provides soft velvety feel and adds to comfort
- Repair Patch. Color box
- 0.039cbm/4set/ctn

Flocked

2 in 1 Valve



EASIGO

ARMCHAIR

37265

- ± 85cm x 74cm(33.5"x29")
- 12ga. (0.30mm) vinyl, 20ga. (0.50mm) flocked surface
- Fashion inflatable furniture for dormitory or home use
- Excellent waist support for more comfortable
- 3 colors assorted
- Repair Patch, Color box
- 0.038cbm/6pcs/ctn



Flocked



EASIGO

LOUNGE CHAIR

37257

- ± 94cmx83cmx76cm(37"x32.5"x30")
- 12ga. (0.30mm) vinyl, 20ga. (0.50mm) flocked surface
- Fashion inflatable furniture for dormitory or home use
- Comfortable structure can match human being's shape perfectly
- 2 air chambers for extra safety
- Contoured seat with comfortable backrest
- 3 colors assorted
- Repair patch. Color box
- 0.044cbm/6pcs/ctn



Flocked



EASIGO

ARMCHAIR

37258

- ± 85cmx82cmx60cm(33"x32"x23.5")
- 12ga.(0.30mm)vinyl, 20ga.(0.50mm)flocked surface
- Fashion inflatable furniture for dormitory or home use
- Comfortable structure can match human being's shape perfectly
- 2 colors assorted
- Repair patch. Color box
- 0.038cbm/6pcs/ctn



Flocked



EASIGO

SIDE CHAIR

#37266

- ± 93cmx86cmx73cm(36.5"x34"x28.5")
- 12ga(0.30mm) vinyl, 20ga(0.50mm) flocked surface
- Fashion inflatable furniture for dormitory or home use
- 3 colors assorted
- Repair Patch, Color box
- 0.037cbm/6pcs/ctn



Flocked



EASIGO


LAZY CHAIR

37222

- ± 105cm x105cmx65cm(41"x41"x25")
- 12ga(0.30mm) vinyl, 20ga(0.50mm) flocked surface
- Fashion inflatable furniture for dormitory or home use
- 2 colors assorted
- Repair patch, Color box
- 0.043cbm/6pcs/ctn




Flocked





FLOCKED AIRBED

- Comfortable Coil-beam construction with built-in pillow
- Waterproof flocked top prevents sheets from slipping, provides soft velvety feel and adds to comfort
- Super safety valve helps rapid inflation and deflation
- 3 colors assorted
- Repair Patch,Color box




type	Inflated Size	Coil Beam	Packing	Case Pack	Item Number
Single	188cmx73cmx22cm (74"x28.5"x9")	21	Color box	0.044cbm/6pcs	27313



FLOCKED AIRBED

- Comfortable Coil-beam construction with built-in pillow
- Waterproof flocked top prevents sheets from slipping, provides soft velvety feel and adds to comfort
- Super safety valve helps rapid inflation and deflation
- 3 colors assorted
- Repair Patch,Color box



type	Inflated Size	Coil Beam	Packing	Case Pack	Item Number
Double	190cmx135cmx22cm (74.5"x53"x9")	35	Color box	0.029cbm/3pcs	27314



KIDS FLOCKED AIRBED

- Pool shape surrounding frame prevents your child from rolling off the bed
- Strong I-beam construction inflatable floor
- Water-proof flocked top provides soft velvety feel and adds to comfort
- 3 colors assorted
- Portable and light to carry
- Repair patch. Color box



type	Inflated Size	Coil Beam	Case Pack	Item Number
Kids	152cmx89cmx17.5cm (60"x35"x7")	Color box	0.035cbm/6pcs	27311



KIDS FLOCKED AIRBED

- Comfortable I-beam construction with built-in pillow
- Waterproof flocked top prevents sheets from slipping, provides soft velvety feel and adds to comfort
- Super safety valve helps rapid inflation and deflation
- 3 colors assorted
- Repair Patch,Color box



type	Inflated Size	Coil Beam	Case Pack	Item Number
Kids	157cmx66cmx23cm (62"x26"x9")	Color box	0.035cbm/6pcs	27312

OUTDOOR – ORIENTED AIRBED



Camping
Mattress





FLOCKED COIL-BEAM AIRBED

- Strong vinyl coil beam construction
- Waterproof flocked top prevents sheets from slipping, provides soft velvety feel and adds comfort
- Super safety valve helps rapid inflation and deflation
- Folds easily for storage and travel
- Convenient both for indoor and outdoor use
- Various size and color option available
- Repair patch, Color box



Inflating
Time



Coil
Beam



Flocked



2 in 1 Valve



Type	Inflated Size	Coil Beam	Packing	Case Pack	Item Number
Single	191cmx73cmx22cm (75"x29"x9")	24	Color box	0.038cbm/6pcs	20411
Twin	191cmx99cmx22cm (75"x39"x9")	32	Color box	0.048cbm/6pcs	20334
Double	191cmx137cmx22cm (75"x54"x9")	40	Color box	0.039cbm/4pcs	20256
Queen	203cmx152cmx22cm (80"x60"x9")	48	Color box	0.052cbm/4pcs	20256-1
King	203cmx183cmx22cm (80"x72"x9")	56	Color box	0.029cbm/2pcs	20256-5

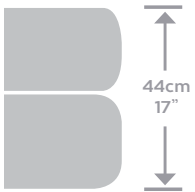


FLOCKED COIL BEAM AIRBED

- Strong vinyl coil beam construction
- Waterproof flocked top prevents sheet from slipping,provides soft velvety feel and adds to comfort
- Super safety valve helps rapid inflation and deflation
- Folds easily for storage and travel
- Two pillows and a inflation handpump included
- Color box, Repair Patch

3 IN 1 FLOCKED AIRBED

- strong vinyl coil beam construction
- waterproof flocked top prevents sheets from slipping, provides soft velvety feel and adds to comfort
- 3 in 1 functions as sinlge bed, double bed, and highraised single bed
- super safety valve helps rapid inflation and deflation
- Repair Patch, Color box





Inflating Time



Flocked



Coil Beam



2 in 1 Valve

Type	Inflated Size	Pillow	Coil Beam	Packing	Case Pack	Item Number
Queen Set	203cmx152cmx22cm (80"x60"x9")	2	48	Color box	0.038cbm/2set	21470

Type	Inflated Size	Pillow	Coil Beam	Packing	Case Pack	Item Number
Single x 2	191cmx73cmx22cm (75"x29"x9") x 2pc	2	24 x 2	Color box	0.045cbm/4set	27317



Inflating Time



Coil Beam



Flocked



2 in 1 Valve

CAMPING MATTRESS

- Convert the mat into chair with nylon adjustable straps
- Easy to carry, great for the outdoors
- Repair patch, color box

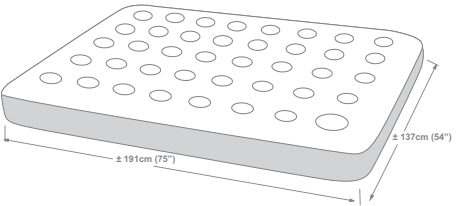
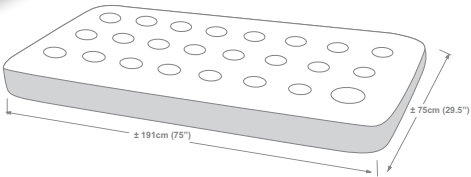


Convert the mat into chair with adjustable straps



FLOCKED AIRBED WITH BUILT-IN FOOT PUMP

- Strong vinyl coil beam construction
- Waterproof flocked top prevents sheets from slipping, provides soft velvety feel and adds to comfort
- Easy to inflate with a built-in foot pump; no electricity or batteries needed
- Folds easily for storage and travel
- The best choice for your road trips and camping
- Convenient both for indoor and outdoor use
- Repair Patch. Color box



Type	Deflated Size	Inflated Size	Packing	Case Pack	Item Number		
Single	178cmx69cm (70"x27")	158cmx55cmx14.5cm (62"x21.5"x5.5")	Color box	0.038cbm/6pcs	27119	 Inflating Time	 Coating PVC

Person	Inflated Size	Coil Beam	Packing	Case Pack	Item Number
Single	191cmx75cmx22cm (75"x29.5"x9")	23	Color box	0.050cbm/6pcs	27238
Double	191cmx137cmx22cm (75"x54"x9")	39	Color box	0.048cbm/3pcs	26087-1

 Inflating Time

 Flocked

 Coil Beam

 Built-in Foot Pump



**I-BEAM
INFLATABLE PILLOW**

- # 137002**
- 53cmx37cm(21"x14.5")
 - 8 ga. (0.20mm) vinyl
 - 16ga.(0.40mm) flocked vinyl top
 - Color Box
 - 0.033cbm/48pcs/ctn



**TRAVEL AIR
PILLOW**

- # 137007**
- 45cmx28cm(18"x11")
 - 8 ga. (0.20mm) vinyl
 - 16ga. (0.40mm) flocked
 - Color Box
 - 0.048cbm/72pcs/ctn



INFLATION HANDPUMP

- Easy to Inflate and Deflate
- 2 Nozzles to fit major standard valves


- # 29P386**
- Size: 8.7cmx30cm(3.4"x11.8")
 - Air volume: 700cc x 2
 - Color box, 0.046cbm/12pcs/ctn
- # 29P390**
- Size: 9.7cmx36cm(3.8"x14")
 - Air volume: 1200cc x 2
 - Color box, 0.053cbm/8pcs/ctn



DOUBLE ACTION HAND PUMP

- Easy to Inflate and Deflate
- 3 Nozzles to fit major standard valves

- # 29P387**
- Size: 38cm(14.95")
 - Air Volume: 1500cc x 2
 - Color box, 0.069cbm/6pcs/ctn
- # 29P388**
- Size: 45cm(17.7")
 - Air Volume: 2000cc x 2
 - Color box, 0.052cbm/4pcs/ctn



FOOT PUMP

- Just press by feet to Inflate or deflate
- 2 Nozzles to fit major standard valves
- Polybag with header card

- # 29P206**
- Size: 17.50cm(7")
 - Air Volume: 900cc
 - 0.052cbm / 12pcs / ctn
- # 29P202-1**
- Size:11cm(4.5")
 - Air Volume: 500cc
 - 0.075cbm / 48pcs / ctn



BELLOWS FOOT PUMP

- Just press by foot to inflate or deflate
- 2 Nozzles to fit major standard valves
- Shrink wrapped w/insert card

- # 29P389**
- Size: 19x16cm (7.5"x 6.3")
 - Air volume: 2000cc
 - 0.038cbm/12pcs/ctn
- # 29P391**
- Size: 26.5x18.3cm (10"x 7.3")
 - Air volume: 3000cc
 - 0.048cdm/12pcs/ctn



DC Electric Air Pump

- Simply to be charged by car lighter
- Quickly deflate and infate
- 3 nozzles to fit major standard valves
- Pressure:3500pa-4500pa

- # 29P309**
- DC 12V
 - Color box: 0.022cbm/12pcs/ctn



Battery Air Pump

- #JL29P384**
- Convenient for indoor and outdoor use
 - Powered by 4 x D Size dry/primary battery
 - Quickly deflate and inflate
 - 3 nozzles to fit major standard valves
 - Color box: 0.025cbm/12pcs/ctn
- (BATTERY NOT INCLUDED)



Our Profile

JILONG Plastic Products Co., Ltd. is an export orientated manufacturer of plastic leisure products with a considerable experience in R&D, high quality manufacturing and world-wide sales. Every year JILONG products reach customers in more than 50 countries in Europe, Americas, Middle-east, Australia & Asia.

JILONG has its own R&D centre, where a highly professional team collaborates with foreign designers to develop new products and packages. Various technical parameters of each new product have been tested and verified by the professional labs, such as ITS, TUV and SGS.

JILONG offers excellent quality, competitive price, efficient manufacturing, low minimum order quantities, timely delivery, product warranty and reliable after sales service. Join us to make life more fun !

JIANGSU-Facility (154,000m²)



SHANGHAI-Head Office



Our Product Series



Jilong Airbed Series

The Jilong 'Airbed' product line offers a variety of comfortable, robust and easy-to-use inflatable beds, mattresses and resting chairs, created for indoor use to make guests feel at home, as well as outdoor use to enjoy on camping trips or picnics.



Jilong Fun Gear Series

The Jilong 'Fun Gear' product line offers a wide range of inflatable toys kids love to play with, whether at the beach, the pool or anywhere by the water.



Jilong Innovative Series

The Jilong "Innovative Trending" product line offer many many inflatable toys/leisure items/furnitures with eye-catching material/shape/functions to bring more surprises to your life.



Jilong Pool Series

The Jilong 'Pool' product line offers an extensive range of both stand-alone pools, as well complete pool systems that meet everyone's needs and turn the summer into a great time for families and friends.



Z-ray Sports Series

The Z-ray sports offers professional-grade inflatable boats, paddle boards and related accessories designed for water sports and recreational activities such as fishing, kayaking, canoeing and racing.



Avenli SPA Series

The Avenli product line offer a wide range of foldable SPA and accessories to bring an new wellness experience to consumers to enhance the well-being of both body and soul.

Safety & Quality



Jilong products comply with global safety & quality regulations and standards:

- **REGULATION (EC) No 1907/2006** "concerning the Registration, Evaluation, Authorisation and Restriction of Chemicals (REACH)"
- **DIRECTIVE 2011/65/EU** "on the restriction of the use of certain hazardous substances in electrical and electronic equipment (ROHs)"
- **DIRECTIVE 2012/19/EU** "on waste electrical and electronic equipment (WEEE)"
- **DIRECTIVE 2009/48/EC** "the safety of toys directive"
- **REGULATION (EU) 2016/425** "the personal protective equipment directive"
- **DIRECTIVE 2013/53/EU** "the recreational craft directive"
- **CPSIA** "Consumer Product Safety Improvement Act of 2008"(USA regulation of consumer and children's products)
- **EN71** "Safety of toys"(European standard)
- **ASTM F963** "Standard Consumer Safety Specification for Toy Safety"(USA standard)
- **AS/NZS 8124** "Safety of toys"(Australian/New Zealand Standard)
- **EN13138** "Buoyant aids for swimming instruction"(European standard)
- **EN ISO 25649** "Floating leisure articles for use on and in the water"(European standard for airmat,lounge and similar products)
- **ISO6185** "Inflatable boats"(international standard)
- **NMMA-ABYC** "Inflatable boats"(USA standard)
- **EN16051-1** "Inflation devices and accessories for inflatable consumer products"(European standard for air valve)
- **2014/30/EU** Electromagnetic Compatibility Directive
- **2014/35/EU** Low Voltage Directive
- **EN16582-1** Domestic swimming pools - Part 1: General requirements including safety and test methods (European standard)
- **EN16582-3** Domestic swimming pools - Part 3: Specific requirements including safety and test methods for above ground pools (European standard)
- **EN 16927** Mini pools - Specific requirements including safety and test methods for mini pools (European standard)



Marketing & Sales



We have ever 22 years of experience in the inflatables industry to support our global partners.

We are constantly upgrading our packaging, sales promotion material, product manuals and other sales tools to service customers around the world, including big retail chains, internet sellers, distributors & independent shops.




Advertisement



Sponsorship




Exhibition




Social media


Material & Technology




Flocked
Waterproof flocked surface provide soft comfortable velvety feeling.



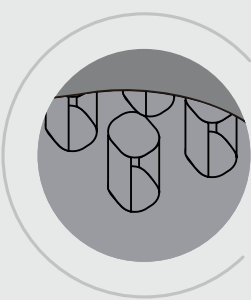
Heavy Duty PVC
A single layer of heavy duty PVC is used to form a high quality inflatable furnitures.



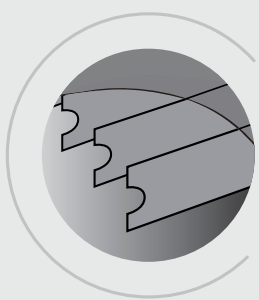
Memory foam
Memory foam padding offers more comfort with its body shape-matching performance.



Coating PVC
Fabric coating PVC material resists cuts and abrasions for camping use.



Coil Beam
Classic Coil-beam structure offer excellent body support.



I-Beam
Classic I-beam structure offer excellent body support.

Table of Contents

- **Indoor-oriented Furniture**
High Raised Airbed & Chair (P12-P25)
- **Easigo Furniture**
Armchair (P26-P29)
Airbed (P30-P33)
- **Outdoor-oriented Airbed**
Camping Mattress (P36)
Flocked Airbed (P37-P41)
- **Accessories**
Hand and Foot Pump (P42-P43)
Electric Air Pump (P43-P45)
Pillow and Cushion (P42)



INDOOR – ORIENTED FURNITURE



Indoor
Airbed
and Chair



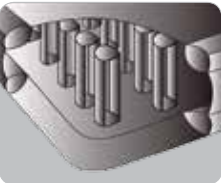


HIGH-RAISED *AIRBED*

State-of-art design, neutral colors to fit any home decoration, making this airbed a perfect choice



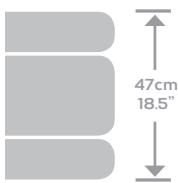
Carry bag



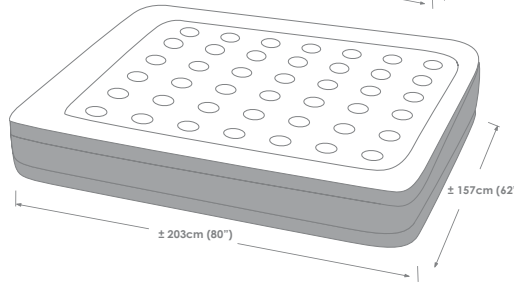
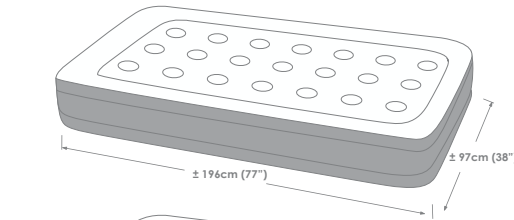
Coil-Beam Structure



29P402EU
220-240 VOLT



(Pillow Part)



- A built-in pillow and a bulged surrounding frame add sleeping comfort and prevent user from rolling off the bed
- Strong vinyl coil beam construction
- 3-layer high raised platform (47cm/18.5") provides exceptional comfort of sleeping and makes it easy to get up from bed
- Waterproof flocked top prevents sheets from slipping, provides soft velvety feel and add comfort
- Quick and easy to inflate and deflate with a built-in electric pump
- A carry bag included for a hassle free storage
- Repair Patch. Color box



Inflating Time



Coil Beam



Flocked



Built-in Electric Pump


Region	Type	Inflated Size	Coil Beam	Built-in Pump	Packing	Case Pack	Item Number
	Twin	196cmx97cmx47cm (77"x38"x18.5")	21	220-240 Volt	Color box	0.045cbm/2pcs	27286EU
	Queen	203cmx157cmx47cm (80"x62"x18.5")	42	220-240 Volt	Color box	0.054cbm/2pcs	27266EU

HIGH-RAISED AIRBED

State-of-art design, neutral colors fit any home decoration, making this airbed a perfect choice



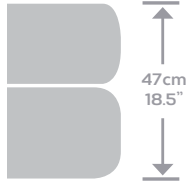
Carry bag



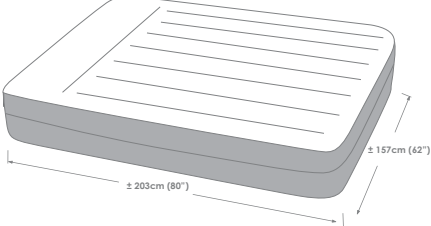
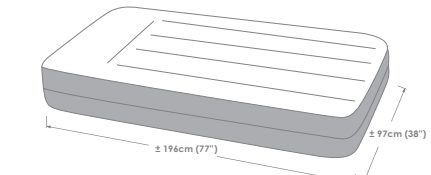
I-Beam Structure



29P381EU
220-240 VOLT



(Pillow Part)



- A built-in pillow and a bulged surrounding frame add sleeping comfort and prevent user from rolling off the bed
- Strong vinyl I-Beam construction
- 2-layer high raised platform (47cm/18.5") provides exceptional comfort of sleeping and makes it easy to get up from bed
- Waterproof flocked top prevents sheets from slipping, provides soft velvety feel and add comfort
- Quick and easy to inflate and deflate with a built-in electric pump
- A carry bag included for a hassle free storage
- Repair Patch. Color box



Inflating Time



I - Beam



Flocked



Built-in Electric Pump

Region	Type	Inflated Size	Built-in Pump	Packing	Case Pack	Item Number
	Twin	196cmx97cmx47cm (77"x38"x18.5")	220-240 Volt	Color box	0.036cbm/2pcs	27236EU
	Queen	203cmx157cmx47cm (80"x62"x18.5")	220-240 Volt	Color box	0.061cbm/2pcs	27229EU



HIGH-RAISED AIRBED

Portable and easily set up airbed combined with an exceptional comfort of sleeping on a 2-layer high raised platform (38cm/15")

- Waterproof flocked top prevents sheets from slipping, provides soft velvety feel and adds comfort
- Strong vinyl coil beam construction
- One air chamber allows quick and easy inflation and deflation.
- Electric pump included
- A carry bag included for a hassle free storage
- Repair Patch. Color box



Inflating Time



Coil Beam



Flocked



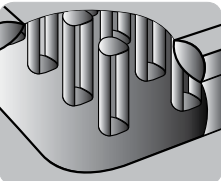
Hand & Foot Pump

The accessories below are recommended for easier set up, you can find them in the [Accessories Section](#):

Hand and Foot Pump / Pillow



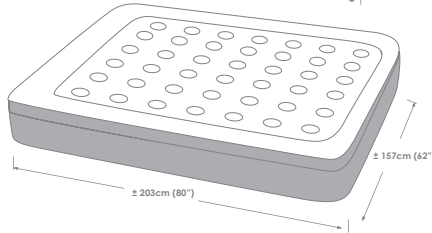
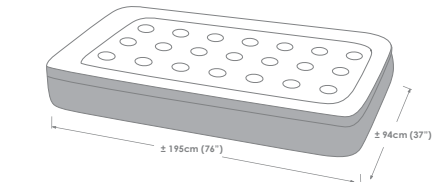
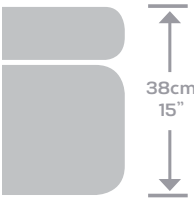
Carry bag



Coil-Beam Structure



29P308EU
220-240 VOLT



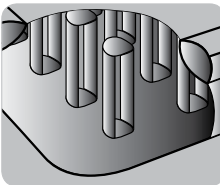
Region	Type	Inflated Size	Coil Beam	Electric Pump	Packing	Case Pack	Item Number
	Twin	195cmx94cmx38cm (76"x37"x15")	21	220-240 Volt	Color box	0.039cbm/2pcs	27276EU
	Queen	203cmx157cmx38cm (80"x62"x15")	42	220-240 Volt	Color box	0.045cbm/2pcs	27277EU

HIGH-RAISED AIRBED *W/BUILT-IN PUMP*

State-of-art design, neutral colors fit any home decoration, making this airbed a perfect choice



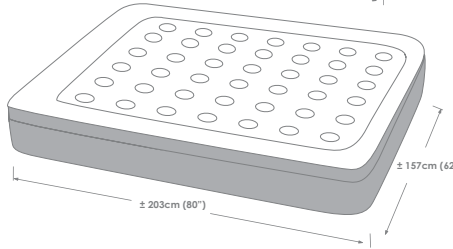
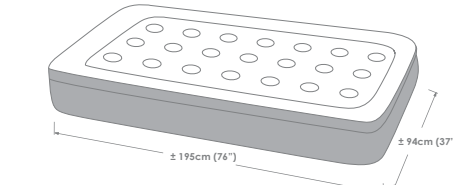
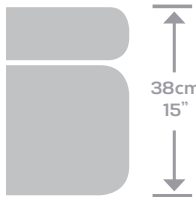
Carry bag



Coil-Beam Structure



29P402EU
220-240 VOLT



- A built-in pillow and a bulged surrounding frame add sleeping comfort and prevent user from rolling off the bed
- Strong vinyl coil beam construction
- 2-layer high raised platform (38cm/15") provides exceptional comfort of sleeping and makes it easy to get up from bed
- Waterproof flocked top prevents sheets from slipping, provides soft velvety feel and add comfort
- One air chamber allows quick and easy inflation and deflation, electric pump included
- A carry bag included for a hassle free storage
- Repair Patch. Color box



Inflating Time



Coil Beam



Flocked



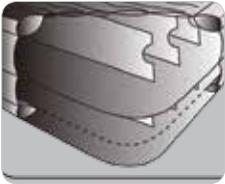
Built-in Electric Pump

Region	Type	Inflated Size	Coil Beam	Built-in Pump	Packing	Case Pack	Item Number
	Twin	195cmx94cmx38cm (76"x37"x15")	21	220-240 Volt	Color box	0.039cbm/2pcs	27275EU
	Queen	203cmx157cmx38cm (80"x62"x15")	42	220-240 Volt	Color box	0.051cbm/2pcs	27278EU

DELUXE HIGH-RAISED AIRBED



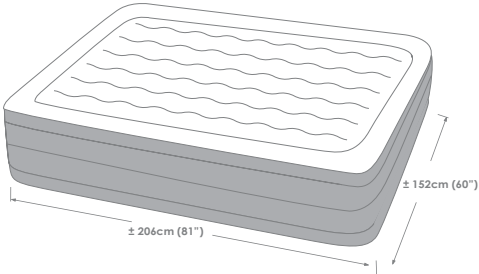
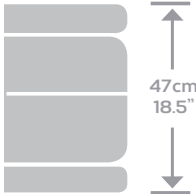
Carry bag



I-Beam Structure



29P381EU
220-240 VOLT



- Fantastic airbed allows you to tuck the sheets in easily
- I-Beam construction can match human beings shape perfectly with unbelievable comfort and stability
- 4-layer high raised platform (47cm/18.5") provides exceptional comfort of sleeping and makes it easy to get up from bed
- Waterproof flocked top prevents sheets from slipping, provides soft velvety feel and adds to comfort
- Quick and easy inflation and deflation with a built-in electric pump
- A bag included for a hassle free storage
- Repair Kits. Color box



Inflating Time



I - Beam



Flocked



Built-in Electric Pump

Region	Type	Inflated Size	Built-in Pump	Packing	Case Pack	Item Number
	Queen	206cmx152cmx47cm (81"x60"x18.5")	220-240 Volt	Color box	0.044cbm/1pcs	27291EU

DELUXE HIGH-RAISED AIRBED



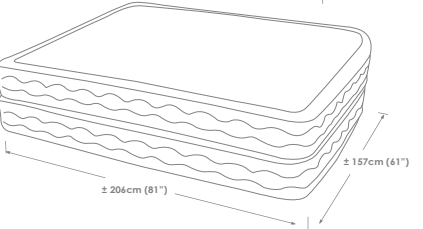
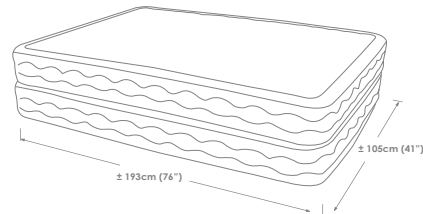
Carry bag



29P381EU
220-240 VOLT



51cm
20"



- Fantastic airbed allows you to tuck the sheets in easily
- Innovative curve beam construction provides excellent support for the body
- Unobstructed airflow across wave chambers of a bed surface adds to comfort
- 4-layer high raised platform (51cm/20") provides exceptional comfort of sleeping and makes it easy to get up from bed
- Waterproof flocked top prevents sheets from slipping, provides soft velvety feel and adds comfort
- Quick and easy inflation and deflation with a built-in electric pump
- A carry bag included for a hassle free storage
- Repair Patch. Color box



Inflating
Time



I - Beam



Flocked



Built-in
Electric Pump

Region	Type	Inflated Size	Built-in Pump	Packing	Case Pack	Item Number
	Twin	193cmx105cmx51cm (76"x41"x20")	220-240 Volt	Color box	0.041cbm/1pc	27271EU
	Queen	206cmx157cmx51cm (81"x61"x20")	220-240 Volt	Color box	0.056cbm/1pc	27270EU



AC Electric Air Pump

- Multi-plug available
- 3 Nozzles to fit major standard valves
- Pressure:4000pa
- Color box,0.022cbm/12pcs/ctn

29P308EU
AC220-240V(Euro.Standard)
Conform to RoHS Directive

29P308GB
AC220-240V(UK Standard)
Conform to RoHS Directive

29P308US
AC120V(U.S.A&Canda Standard)



AC ELECTRIC AIR PUMP

- AC ELECTRIC AIR PUMP
- Convenient for Indoor and Outdoor use
- Powered by AC socket or Car Light
- Quick inflate and deflate
- Pressure: 2500 Pa
- 3 nozzels to fit major standard valves
- Color box: 0.024cbm/12pcs/ctn

29P364EU
- AC220-240V or DC 12V
Conform to RoHS Directive

29P364US
- AC110-120V or DC 12V



AC ELECTRIC AIR PUMP

- Include 3 nozzles to fit all recreational inflatable
- Max. Air Pressure: 1.3PSI(9kPa)
- Power: 300W(EU) 250W(US)
- EMC/LVD/ETL/CE Approved

29P442EU
• AC 220-240V(Euro Standard)
• Conform to ROHS Directive

29P442US
- AC 110-120V(U.S.A & Canada Standard)



29P312-2 EU

3-WAY ELECTRIC AIR PUMP

- Convenient for Indoor and Outdoor use
- Powered by AC Socket or Car Lighter
- Or direct use by 8 X AA-cell Batteries
- Quickly deflate and inflate
- 3 nozzles to fit major standard valves
- Pressure: 2400Pa
- Color Box:0.052cbm/24pcs/ctn



29P312-1

29P312-2EU

- DC 12V(Battery + Cigar Lighter) + AC 230V(Euro.Standard)
- Conform to RoHS Directive



29P312-1

- DC 12V(Battery + Cigar Lighter)



29P312

29P312

- DC 12V(Battery)

